

# Upgrade to Tork Vision Cleaning

Unleash the power of real-time data and transform your way of working.



# 100%

said our system  
helps them  
improve hygiene  
in their facility<sup>1</sup>



1. Based on survey results conducted in March 2021 of 34 Tork Vision Cleaning customers in Europe and North America. Tork Vision Cleaning was formerly known as Tork EasyCube®.

# What are the challenges facing the cleaning industry?

Cleaning quality, efficiency and sustainability are key challenges for facility managers across segments:



## Offices

Facility managers are responsible for ensuring high and consistent cleaning standards while regularly facing staffing issues. It's hard to know if resources are optimized and commonly a lot of time is spent on administration. Living up to sustainability targets adds even more pressure.



## Healthcare

Cleaning is a big part of infection-prevention efforts and the demands on cleaning quality and hygiene are very high. Staffing issues, added protocols for higher risk areas and the need to maintain high standards 24/7 bring even more challenges. Optimizing resources, time-consuming paperwork and sustainability issues are other common challenges.



## Industry

Facility Managers need to ensure high and consistent cleaning standards and swiftly deal with complaints. It is a challenge to secure that restrooms and locker rooms are fully stocked during all shifts. Paperwork and efforts to optimize cleaning resources take a lot of time, as does making sure that sustainability goals are met.

Now, the pandemic has increased demands - without any additional resources:



## Offices

Increased demands on cleaning and hygiene means more work. New standards and regulations require extra training and cleaning work, without any extra resources. The need to show evidence of cleaning and hygiene leads to even more admin and reporting.



## Healthcare

The already high demands are complicated by increased awareness, PPE and even more areas of infection risk. This means that more cleaning and refilling is needed, which creates staffing issues, while more time is lost on additional reporting.

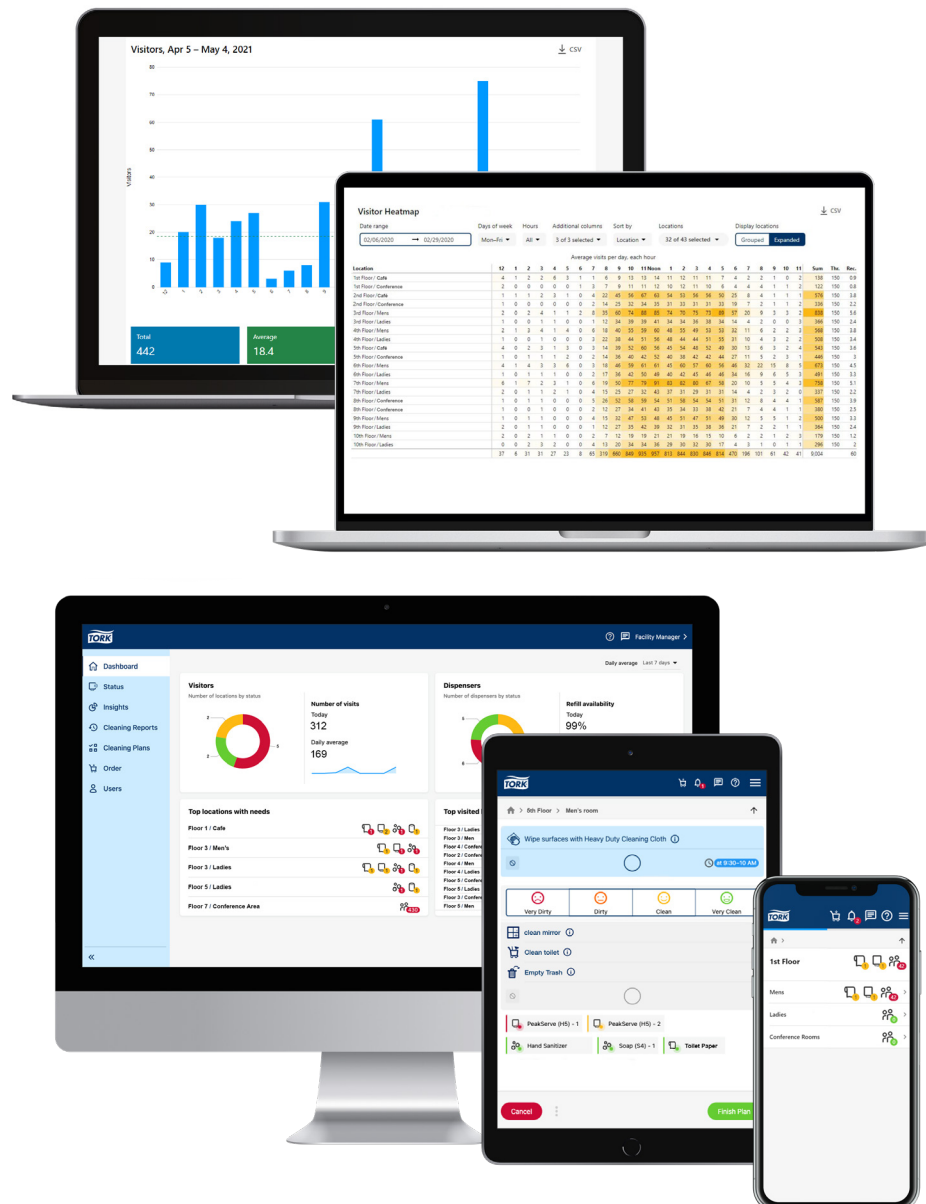


## Industry

Stricter demands on cleaning quality and hygiene, extra waste disposal and separation of shifts equal more work with the same, or even less, resources. More admin and reporting is needed to keep up to date with new protocols and satisfy unions.

# It's time to upgrade to data-driven cleaning

What if you could save 20% of your cleaning hours<sup>1</sup> and respond to cleaning and dispenser refill needs before you get complaints? Now you can. Tork Vision Cleaning uses real-time data to help you better support facility hygiene and make every moment count towards meeting higher cleaning expectations.



## Optimize cleaning resources and transform your way of working by:

- Benefitting from real-time traffic analytics and tools like the visitor heatmap that show hot spots and trends
- Working with digital cleaning plans that provide clear instructions with always up-to-date information for cleaners
- Cleaners quickly identifying urgent tasks such as areas that need to be cleaned and dispensers that need to be refilled
- Cleaners monitoring and being able to act before complaints happen

1. Based on the documented results achieved by three Tork Vision Cleaning customers, measured before and after the implementation of Tork Vision Cleaning.  
Note: Tork Vision Cleaning was formerly known as Tork EasyCube.



# The Value of Tork Vision Cleaning



**Use data to understand** when and where there are needs



**Optimize your resources** and spend time on what is most important




**Use built-in reporting tools** to demonstrate a job well done and improve ways of working



**Save time and create efficiency** on tasks like dispenser checks and avoid unnecessary cleaning



**Reduce product waste** by using data to avoid early refilling



Dispensers are stocked

**99%**  
of the time<sup>1</sup>

**91%**

reduction in dispenser checks – saving hundreds of hours per year<sup>2</sup>

**20%**

time saved<sup>3</sup>

1. Measured across nearly 13,000 connected dispensers between June-December 2019, based on time per month that a dispenser is in an empty status against total time per month.

2. Based on customer feedback for dispenser checks over 6 months before vs after installing Tork Vision Cleaning (between June-December 2019). Measured across 16 sites connected to Tork Vision Cleaning, with each dispenser check taking approx. 20 seconds.


3. Based on the documented results achieved by three Tork Vision Cleaning customers, measured before and after the implementation of Tork Vision Cleaning.

Note: Tork Vision Cleaning was formerly known as Tork EasyCube.

# Tork Vision Cleaning

Depending on the needs and requirements of your facility you can choose between three offers

**Know how to target the right areas at the right times based on visitor traffic**



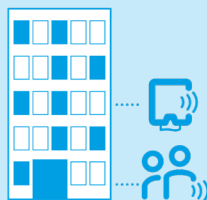
## Facility Flow

- People Counters
- Cleaning plans for connected areas

### Helps you achieve:

- Smarter staffing
- Optimal cleaning frequencies by seeing when and where there are needs
- Targeted touchpoint cleaning using real-time visitor traffic analytics

**Know when and where products are needed, and target cleaning based on visitor traffic and supply levels**



## Refill on Demand

- People Counters
- Connected Dispensers
- Cleaning plans for connected areas

### Also helps you achieve:

- Faster resolution times to replenish hygiene supplies
- Better budget and inventory management
- Improved efficiency by reducing unnecessary tasks like dispenser checks

**Transform your way of working based on real-time data and fully digital cleaning plans**



## Customized Cleaning

- People Counters
- Connected Dispensers
- Customized Cleaning Plans throughout facility

### Also helps you achieve:

- Easy adjustment to changing hygiene protocols
- Simplified onboarding with customized, up-to-date cleaning plans
- Improved results and staff satisfaction through empowered ways of working

# How it works

Harnessing real-time data about cleaning needs

## People Counters and Connected Dispensers

Sensors measure visitor traffic and refill levels.

A gateway collects the data and communicates with the cloud.



## The Cloud

Data from the gateway is collected in the cloud powered by Microsoft Azure, which ensures security, reliability and scalability.



## Tork Vision Cleaning

Real-time information is easily accessed on your desktop, tablet or mobile phone for quick, data-based decisions.



# Tork Vision Cleaning IoT Enabled Dispensers

The largest assortment of smart dispensers available on the market



## Tork PeakServe®, PeakServe Mini & PeakServe Recessed Continuous™ Hand Towel Dispensers

Highest capacity, patented continuous towel system means fewer run outs thanks to its proprietary dispensing design<sup>1</sup>



## Tork Matic® Hand Towel Roll Dispensers

High capacity, ideal for busy restrooms with one-at-a-time dispensing, which reduces consumption and cost



## Tork Xpress® Multifold Hand Towel Dispensers

Extra slim and attractive design provides one-at-a-time and touch-free dispensing, so guests only touch the towel used



## Tork Mini Jumbo Bath Tissue Roll Dispensers

High-capacity dispensing with optimal roll brake prevents free-spinning rolls and therefore, reduces consumption



## Tork Coreless Bath Tissue Roll Dispensers


Two midsize rolls hold nine times more tissue than conventional rolls, saving maintenance time and ensuring that paper is always available while coreless rolls produce less trash



## Tork Skincare Dispensers

Sealed system with collapsible bottle improves hygiene and reduces waste with a touch-free sensor driven systems that helps to reduce potential cross-contamination

<sup>1</sup>. Compared to competitor's longest roll towel in North America



## People Counters and Gateway

Our selection of sensors provides flexibility in collecting data from a variety of locations within your facility



# Set a new standard for customer satisfaction

“My cleaning frequencies now vary from 2 to 7 times per day, providing for a much more efficient and higher quality cleaning than preset rounds.”

**Chris Avis**  
Client Services Director  
Blue Fin Building



“My staff loves it and we are using our time more efficiently because we no longer need to check each dispenser physically. It is an awesome benefit not to have to do that anymore.”

**Jake Allgeier**  
Park Services Manager  
Kentucky Kingdom and Hurricane Bay

“At Uber, we are committed to ensuring the well-being of our employees and visitors by offering a very high-quality working environment. We also care for our cleaning staff and want to make their work more meaningful. The Tork Vision Cleaning<sup>1</sup> software is a win-win solution: better quality of service, greater user satisfaction and optimised work conditions for the cleaning staff.”

**Pascale Porée**  
Regional Facilities Manager, Western & Southern Europe  
Uber Paris



1. Tork Vision Cleaning was formerly known as Tork EasyCube.

# Upgrading has never been easier

Tork Vision Cleaning is the world's leading facility management solution for data-driven cleaning. It empowers your cleaning teams with new and smarter ways of working and helps you meet expectations by maximizing efficiency and resources so you can secure the new hygiene standard.

The Tork Vision Cleaning offer encompasses all you need to make data-driven cleaning an integrated part of your operations, including our Onboarding and Success Program which supports you with everything from setup to implementation and ongoing support to help you achieve your business objectives.

**The time to go digital is now.**



## Already have a facility management platform?



API Integration feeds our people counter and/or dispenser data directly into a third-party platform



Sensors in buildings and dispensers measure visitor traffic and refill levels



**Your existing platform**  
Use your existing platform to display our data in the manner you prefer